


机器人传球发球 结构的搭建



Design & Build for VEX
Robotics Front & Flywheel





步骤一 准备器材





步骤二 传球发球框架安装




步骤三 框架横向固定的安装



步骤四 传球发球电机安装



步骤五 传球发球滚筒安装



步骤六 滚筒皮筋安装



THANK YOU

