


机器人吸球结构 的搭建


Design & Build for VEX
Robotics Intakes





步骤一 准备器材





步骤二 吸球框架电机安装




步骤三 底部框架




步骤四 横向撑住安装





步骤五 上部框架




步骤六 链轮安装



步骤七 履带安装



步骤八 拨片安装



THANK YOU

